

SPECIFICATION SHEET: 85 PUMP SERIES

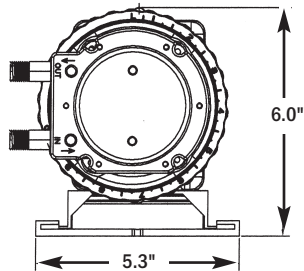
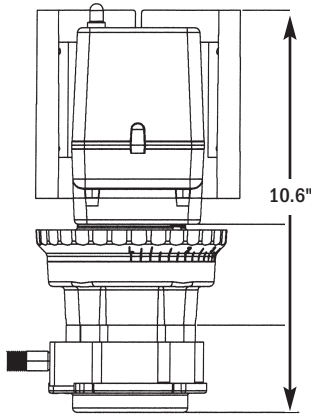
STENNER PUMPS

SINGLE HEAD ADJUSTABLE OUTPUT



MODELS

- 85MHP5 • 85M1
- 85MHP17 • 85M2
- 85MHP40 • 85M3
- 85M4
- 85M5



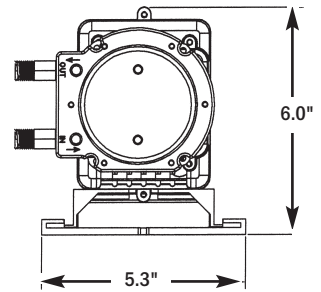
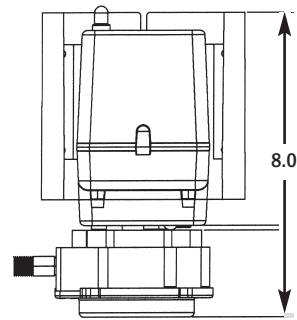
SHIPPING WEIGHT 9 lbs (4 kg)

SINGLE HEAD FIXED OUTPUT




MODELS

- 85MPHP5 • 85MP1
- 85MPHP17 • 85MP2
- 85MPHP40 • 85MP3
- 85MP4
- 85MP5



SHIPPING WEIGHT 8 lbs (3.6 kg)



PRODUCT LISTINGS VARY BY MODEL. CONTACT FACTORY FOR DETAILS.

FEATURES

- Positive displacement pump
- 3-point roller design assists in anti-siphon protection.
- Pump head requires no valves, allows for easy maintenance.
- Self-priming against maximum working pressure, foot valve not required.
- Pump does not lose prime or vapor lock.
- Pumps off-gassing solutions and can run dry.
- Output volume is not affected by back pressure.
- Injection check valve included with 85MHP & 85MPHP models.
- Easy to change pump tube; lubrication is not required.
- Pump tubes and pump heads interchange between models.
- Models tested by WQA to conform to ANSI/NSF STD 61. Adjustable models tested by ETL to conform to ANSI/NSF STD 50.
- All pump accessories included allow a fast and easy installation.



Distributed By:
Roanoke Water Treatment, Inc.

1948 Franklin Road SW
Roanoke, VA 24014
(540) 982-2324

SPECIFICATION SHEET: 85 PUMP SERIES

STENNER PUMPS

SPECIFICATIONS

OUTPUT RANGE

adjustable models only, 5%-100%,
2.5% increments

MAXIMUM WORKING PRESSURE

100psi (1.7 bar) for the following models

85MHP5, 85MHP17, 85MHP40,
85MPHP5, 85MPHP17, 85MPHP40

25 psi (6.9 bar) for the following models

85M1, 85M2, 85M3, 85M4, 85M5,
85MP1, 85MP2, 85MP3, 85MP4, 85MP5

MAXIMUM AMBIENT and FLUID TEMPERATURE

125°F (52° C)

MAXIMUM SUCTION LIFT

25' vertical lift

MOTOR TYPE

1/30 HP, shaded pole, class B

FINAL MOTOR RPM

44

DUTY CYCLE

Continuous

MOTOR VOLTAGE (AMP DRAW)

120V 60Hz 1PH (1.7)
220V 60Hz 1PH (0.9)
230V 50Hz 1PH (0.9) International
250V 50Hz 1PH (0.9) International

POWER CORD PLUG END

120V 60Hz – NEMA 5/15, 230V 50Hz – CEE 7/VII
220V 60Hz – NEMA 6/15, 250V 50Hz – CEE 7/VII

WET END COMPONENTS

PERISTALTIC TUBE

Santoprene® *FDA approved
optional Tygothane®** FDA approved

TUBE FITTINGS, COMPRESSION NUTS

Type 1 rigid PVC-NSF listed

SUCTION STRAINER & WEIGHT

Type 1 rigid PVC body, ceramic weight – NSF listed

SUCTION/DISCHARGE TUBING & FERRULES

LDPE polyethylene, NSF and FDA approved

CHECK VALVE (injection fitting & body)

Type 1 rigid PVC-NSF listed

CHECK VALVE DUCKBILL

Santoprene®* FDA Approved
Pellathane®† (with Tygothane® tube)

OTHER COMPONENTS

ALL PUMP HOUSINGS

GE Lexan®†† Polycarbonate

PUMP HEAD ROLLERS

HDPE

ROLLER BUSHINGS

Bronze Oilite

ALL FASTENERS

Stainless Steel

POWER CORD TYPE

SJTOW

*Santoprene® is a registered trademark of Advanced Elastomer System.

**Tygothane® is a registered trademark of Saint-Gobain Performance Plastics.

†Pellathane® is a registered trademark of The Dow Company.

††Lexan® is a registered trademark of General Electric. Consult General Electric for chemical resistance of Lexan®.

ACCESSORY KIT SHIPPED WITH EACH PUMP

3 connecting nuts 1/4" or 3/8"

3 ferrules 1/4" or 6mm *Europe*
OR 2 ferrules 3/8"

1 injection check valve 26-100 psi (1.7-6.9 bar)
OR 1 injection fitting 0-25 psi (0-1.7 bar)

1 weighted suction line strainer
1/4", 3/8" or 6mm *Europe*

1 20' roll suction/discharge tubing
1/4" or 3/8", white or UV black
OR 6 mm white *Europe*

1 spare pump tube

1 mounting bracket

1 manual

85 SERIES PUMP ADJUSTABLE OUTPUT

| Single Head Model | Maximum Pressure | Pump Tube Number | Approximate Outputs @ 60 Hz | | | | | | Approximate Outputs @ 50 Hz | | |
|-------------------|---------------------------------------|------------------|-----------------------------|----------------|------------------|-----------------|-------------------|------------------------|-----------------------------|-----------------|------------------------|
| | | | gallons per day | liters per day | gallons per hour | liters per hour | ounces per minute | milliliters per minute | liters per day | liters per hour | milliliters per minute |
| 85MHP5* 85M1 | 100 psi (6.9 bar) 25 psi (1.7 bar) | #1 #1 | 0.3 to 5.0 | 1.1 to 18.9 | 0.01 to 0.21 | 0.05 to 0.79 | 0.03 to 0.44 | 0.76 to 13.13 | 0.9 to 15.1 | 0.04 to 0.63 | 0.52 to 10.49 |
| 85MHP17* 85M2 | 100 psi (6.9 bar) 25 psi (1.7 bar) | #2 #2 | 0.8 to 17.0 | 3.0 to 64.4 | 0.03 to 0.71 | 0.13 to 2.68 | 0.07 to 1.51 | 2.08 to 44.65 | 2.4 to 51.5 | 0.10 to 2.15 | 1.67 to 35.76 |
| 85MHP40* 85M3 | 100 psi (6.9 bar) 25 psi (1.7 bar) | #7 #3 | 2.0 to 40.0 | 7.6 to 151.4 | 0.08 to 1.67 | 0.32 to 6.31 | 0.18 to 3.55 | 5.27 to 105.14 | 6.1 to 121.1 | 0.25 to 5.05 | 4.24 to 84.10 |
| 85M4 | 25 psi (1.7 bar) | #4 | 3.0 to 60.0 | 11.4 to 227.1 | 0.13 to 2.50 | 0.48 to 9.46 | 0.27 to 5.33 | 7.92 to 157.71 | 9.1 to 181.7 | 0.38 to 7.57 | 6.32 to 126.18 |
| 85M5 | 25 psi (1.7 bar) | #5 | 4.3 to 85.0 | 16.3 to 321.8 | 0.18 to 3.54 | 0.68 to 13.40 | 0.38 to 7.55 | 11.32 to 223.40 | 13.0 to 257.4 | 0.54 to 10.73 | 9.03 to 178.75 |

*Pump supplied with injection check valve for 26-100 psi (1.7-6.9 bar) applications

85 SERIES PUMP FIXED OUTPUT

| Single Head Model | Maximum Pressure | Pump Tube Number | Approximate Outputs @ 60 Hz | | | | | | Approximate Outputs @ 50 Hz | | |
|--------------------|---------------------------------------|------------------|-----------------------------|----------------|------------------|-----------------|-------------------|------------------------|-----------------------------|-----------------|------------------------|
| | | | gallons per day | liters per day | gallons per hour | liters per hour | ounces per minute | milliliters per minute | liters per day | liters per hour | milliliters per minute |
| 85MPHP5* 85MP1 | 100 psi (6.9 bar) 25 psi (1.7 bar) | #1 #1 | 5.0 | 18.9 | 0.21 | 0.79 | 0.44 | 13.13 | 15.1 | 0.63 | 10.49 |
| 85MPHP17* 85MP2 | 100 psi (6.9 bar) 25 psi (1.7 bar) | #2 #2 | 17.0 | 64.4 | 0.71 | 2.68 | 1.51 | 44.65 | 51.5 | 2.15 | 35.76 |
| 85MPHP40* 85MP3 | 100 psi (6.9 bar) 25 psi (1.7 bar) | #7 #3 | 40.0 | 151.4 | 1.67 | 6.31 | 3.55 | 105.14 | 121.1 | 5.05 | 84.10 |
| 85MP4 | 25 psi (1.7 bar) | #4 | 60.0 | 227.1 | 2.50 | 9.46 | 5.33 | 157.71 | 181.7 | 7.57 | 126.18 |
| 85MP5 | 25 psi (1.7 bar) | #5 | 85.0 | 321.8 | 3.54 | 13.40 | 7.55 | 223.40 | 257.4 | 10.73 | 178.75 |

*Pump supplied with injection check valve for 26-100 psi (1.7-6.9 bar) applications

NOTICE: The information within this chart is solely intended for use as a guide. The output data is an approximation based on pumping water under a controlled testing environment. Many variables can affect the output of the pump. Stenner Pump Company recommends that all metering pumps undergo field calibration by means of analytical testing to confirm their outputs.